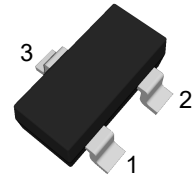


Features

- For Switching and AF Amplifier Applications
- RoHS and Reach Compliant
- Halogen and Antimony Free
- Moisture Sensitivity Level 1

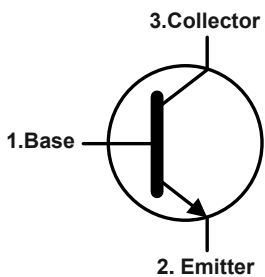
SOT-23



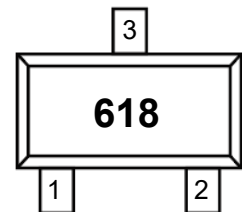
(Top View)

1.Base 2.Emitter 3.Collector

Equivalent Circuit



Marking Code :



Absolute Maximum Ratings

Ratings at 25°C ambient temperature unless otherwise specified.

Parameter	Symbol	Value	Unit
Collector Base Voltage	V_{CBO}	15	V
Collector Emitter Voltage	V_{CEO}	15	V
Emitter Base Voltage	V_{EBO}	5	V
Collector Current	I_C	3	A
Maximum Power Dissipation	P_D	625	mW
Junction Temperature	T_J	150	°C
Storage Temperature Range	T_{STG}	-55 to +150	°C

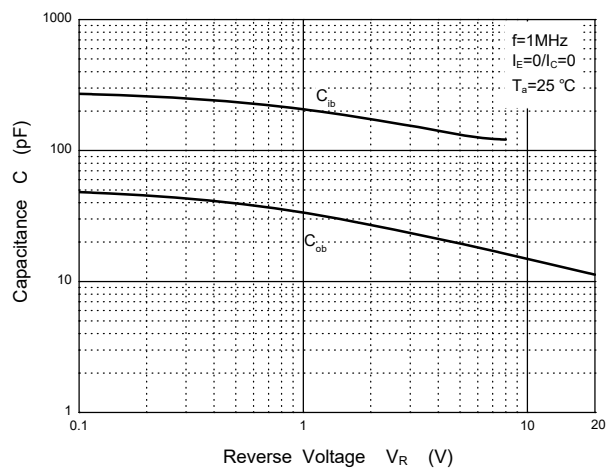
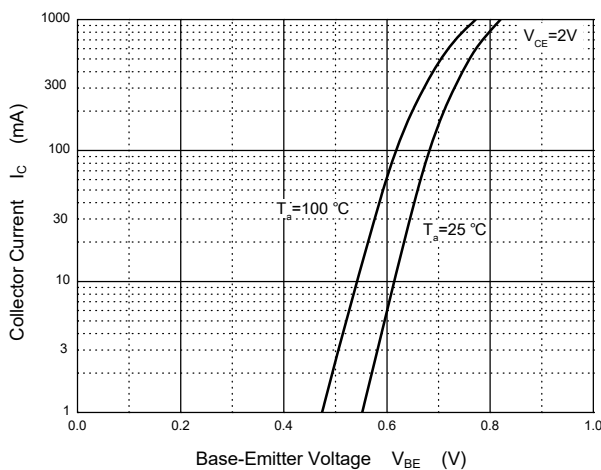
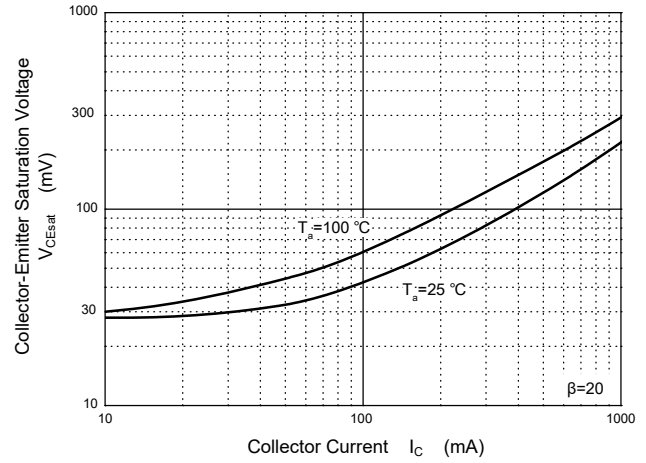
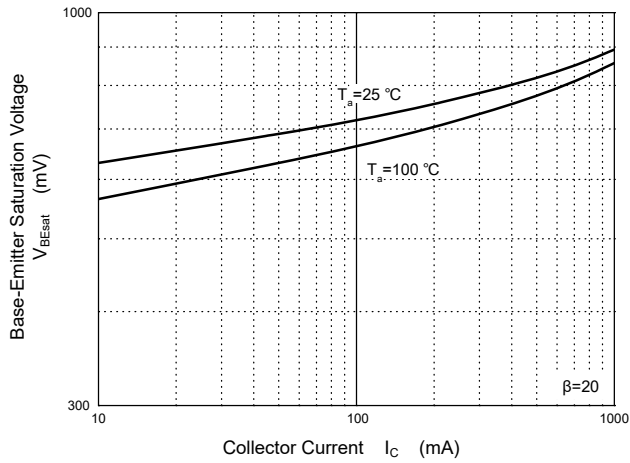
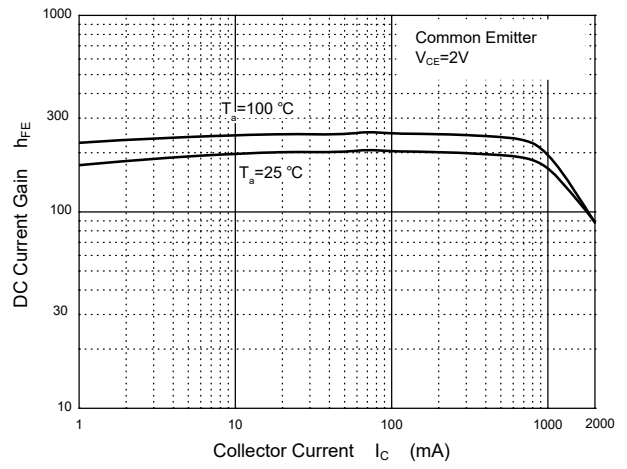
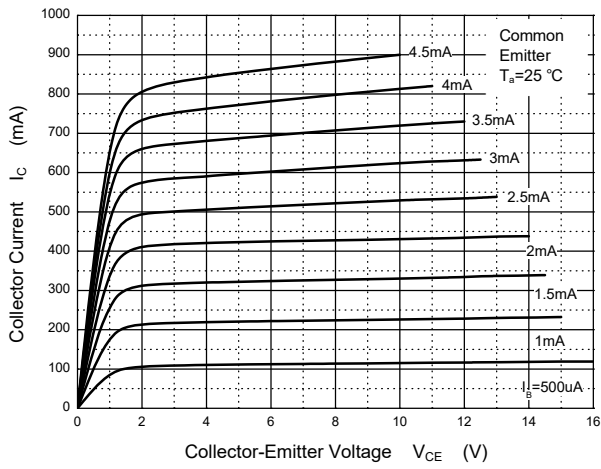


Electrical Characteristics (T_A=25°C)

Parameter	Symbol	Min.	Max.	Unit
DC Current Gain ^{Note1} at V _{CE} = 2 V, I _C = 10 mA at V _{CE} = 2 V, I _C = 200 mA at V _{CE} = 2 V, I _C = 3 A	H _{FE}	200 300 200	-- -- --	--
Collector Base Cutoff Current at V _{CB} = 10V	I _{CBO}	--	100	nA
Emitter Base Cutoff Current at V _{EB} = 5 V	I _{EBO}	--	100	nA
Collector Base Breakdown Voltage at I _C = 100 μA	V _{(BR)CBO}	15	--	V
Collector Emitter Breakdown Voltage at I _C = 10 mA	V _{(BR)CEO}	15	--	V
Emitter Base Breakdown Voltage at I _E = 100 μA	V _{(BR)EBO}	5	--	V
Collector Emitter Saturation Voltage ^{Note1} at I _C = 0.1 A, I _B = 10 mA at I _C = 1 A, I _B = 10 mA at I _C = 3 A, I _B = 50 mA	V _{CE(sat)}	-- -- --	14 350 500	mV
Base Emitter Saturation Voltage ^{Note1} at I _C = 3 A, I _B = 50 mA	V _{BE(sat)}	--	1.2	V
Base Emitter On Voltage at V _{CE} = 2 V, I _C = 3 A	V _{BE(on)}	--	1.0	V
Transition Frequency at V _{CE} = 10 V, I _C = 50 mA, f = 100 MHz	F _T	150	--	MHz
Output Capacitance at V _{CB} = 10 V, f = 1 MHz	C _{ob}	--	40	pF

Note1: Measured under pulsed conditions, Pulse width ≤ 300 us, Duty cycle ≤ 2%.

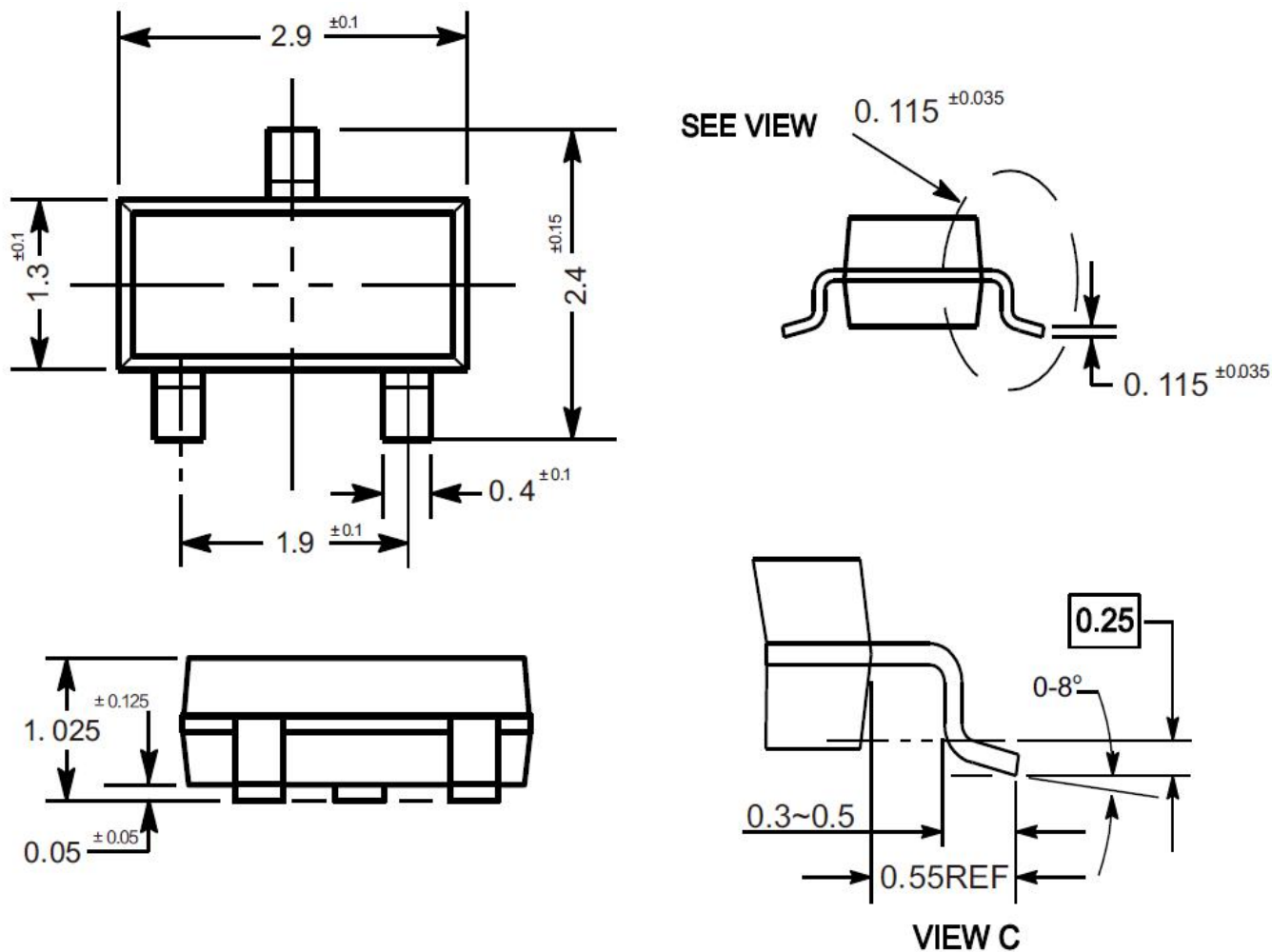
Typical Characteristic Curves



Package Outline

SOT-23

Dimensions in mm

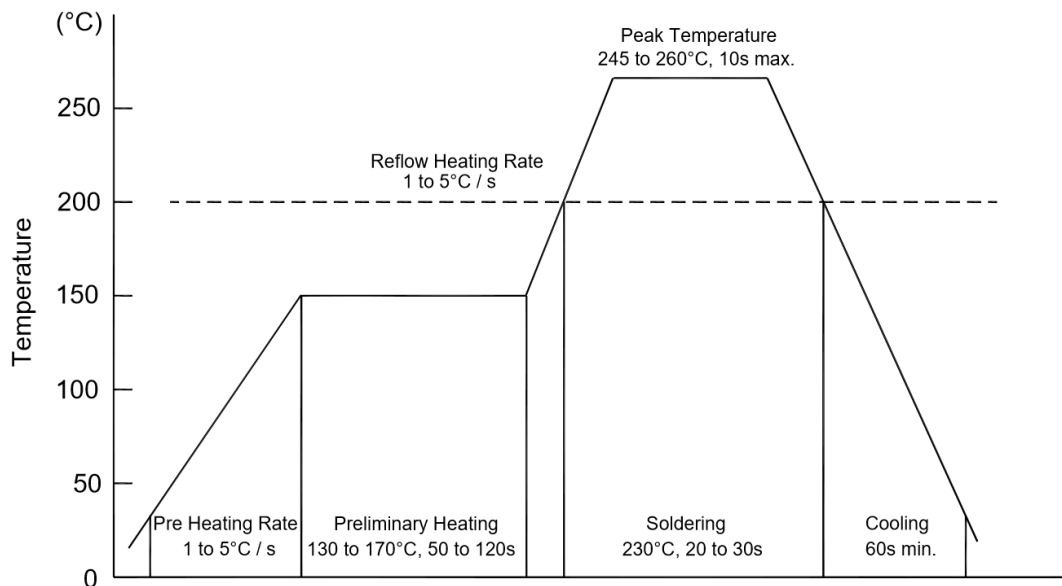


Ordering Information

Device	Package	Shipping
FMMT618	SOT-23	3,000PCS/Reel&7inches

Conditions of Soldering and Storage

◆ Recommended condition of reflow soldering



Recommended peak temperature is over 245°C. If peak temperature is below 245°C, you may adjust the following parameters:

- Time length of peak temperature (longer)
- Time length of soldering (longer)
- Thickness of solder paste (thicker)

◆ Conditions of hand soldering

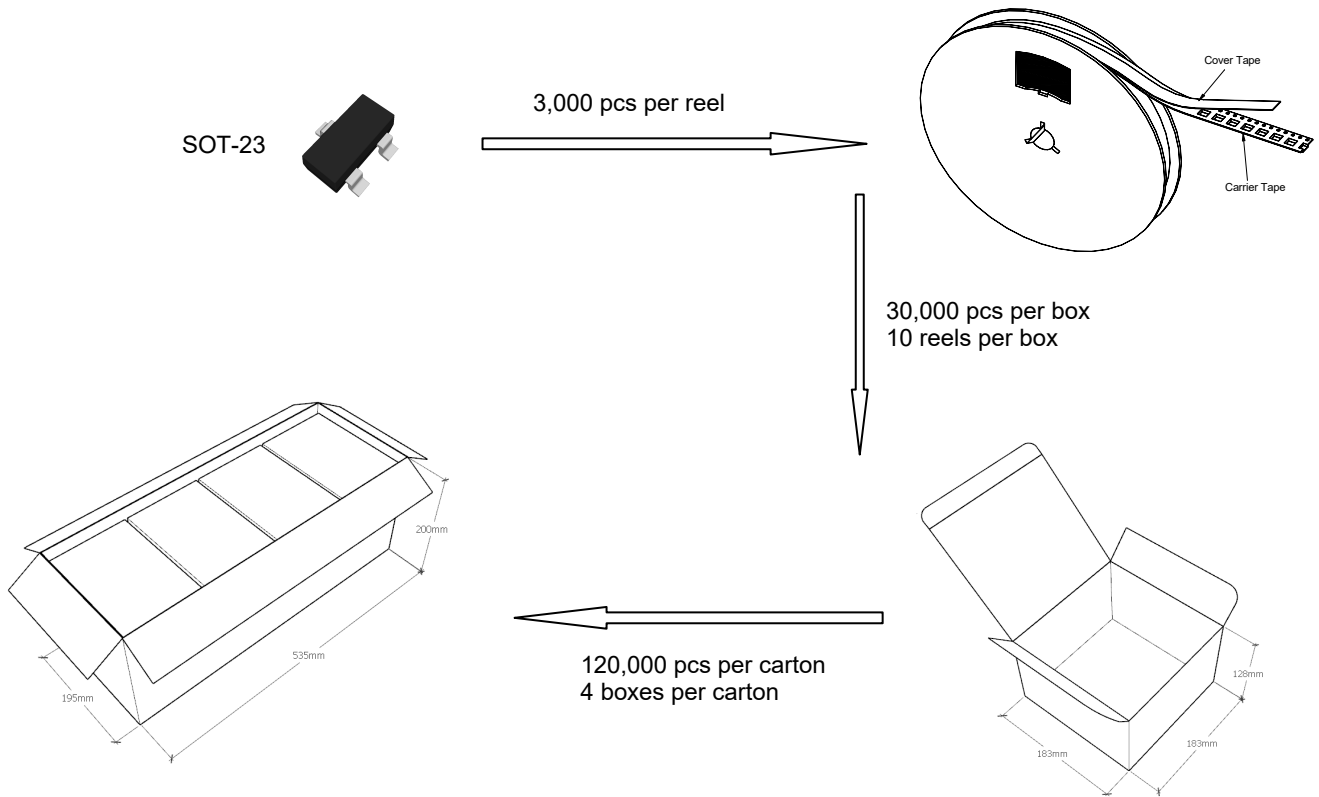
- Temperature: 300°C
- Time: 3s max.
- Times: one time

◆ Storage conditions

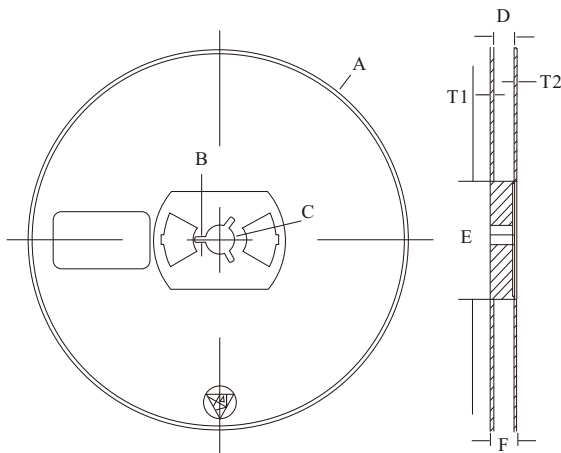
- **Temperature**
5 to 40°C
- **Humidity**
30 to 80% RH
- **Recommended period**
One year after manufacturing

Package Specifications

- The method of packaging



◆ Embossed tape and reel data



Symbol	Value (unit: mm)
A	Ø 177.8±1
B	2.7±0.2
C	Ø 13.5±0.2
E	Ø 54.5±0.2
F	12.3±0.3
D	9.6+2/-0.3
T1	1.0±0.2
T2	1.2±0.2

Reel (7")

